



# ARAG Study

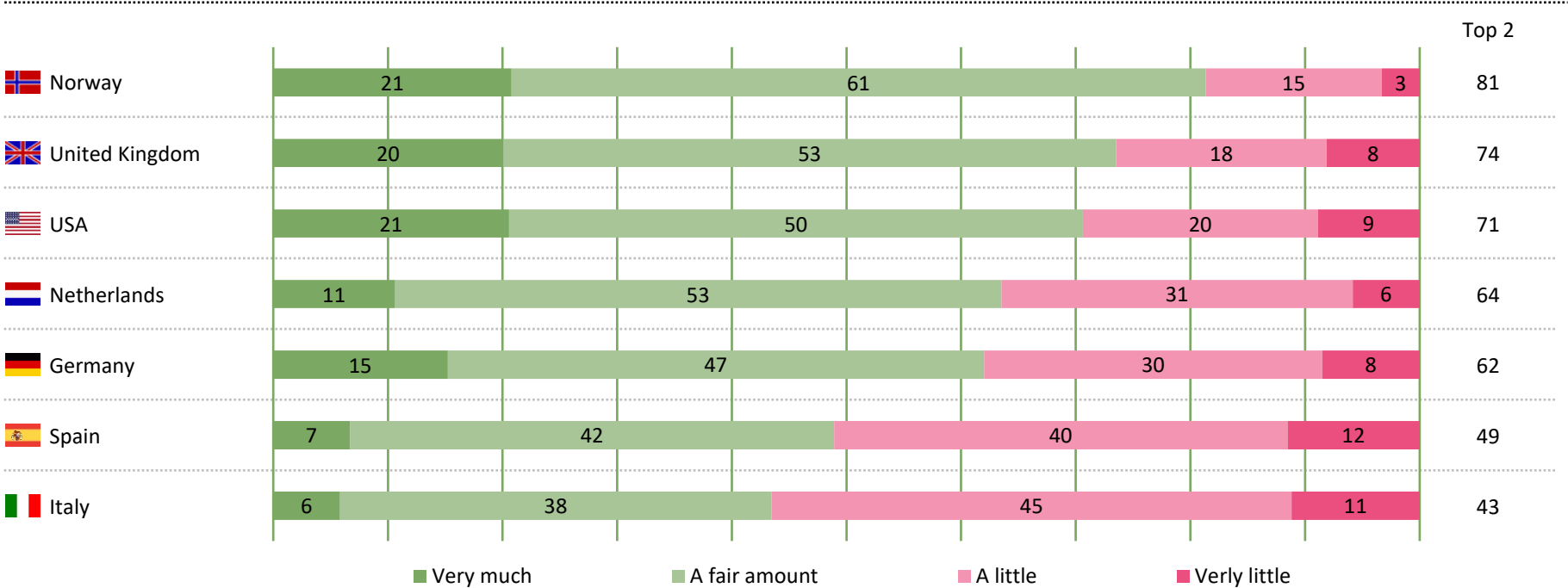
# Trust in the Rule of Law

Results Report all Countries in Comparison

# Trust in the rule of law is highest in Norway and lowest in Italy.



Trust in the rule of law (in %)<sup>1</sup>



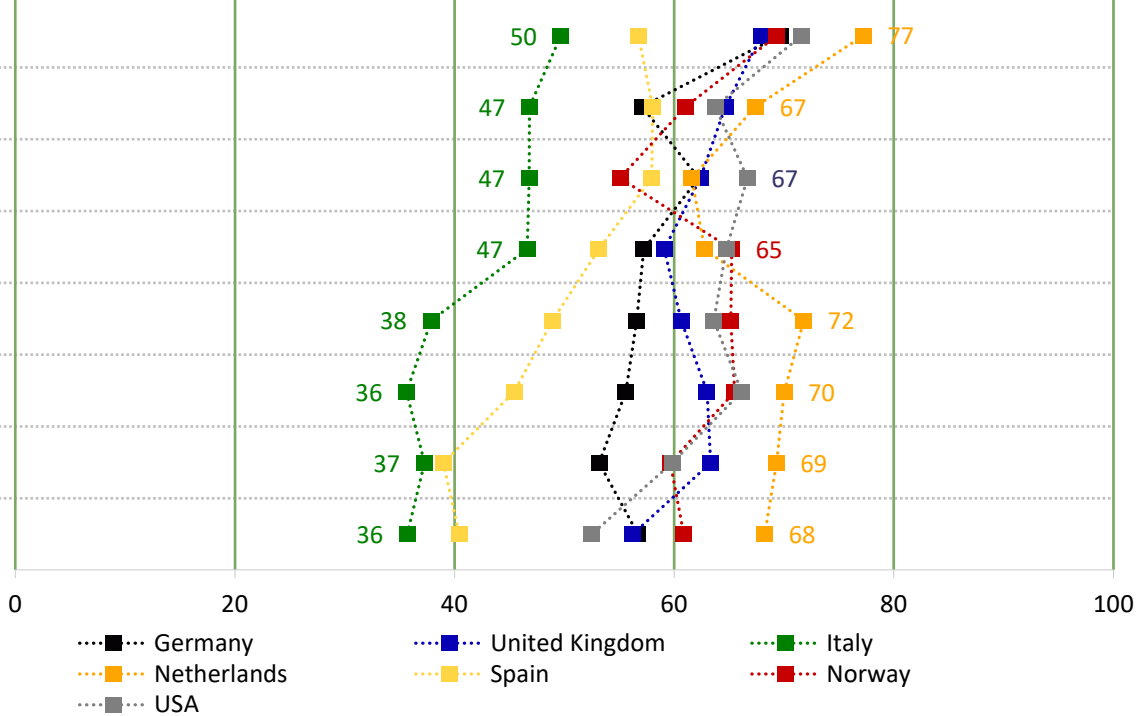
Question: Generally speaking, how much do you trust the rule of law in [country]?, Scale from 1 = Very much to 4 = Very little, n<sub>min</sub> = 1.000 (Norway), n<sub>max</sub> = 1.101 (United Kingdom), <sup>1</sup>weighted

Especially in Italy, aspects regarding the rule of law are seen critically.



Statements about the rule of law 1/2 (Top 2 in %)<sup>1</sup>

- The [country] constitutional state protects fundamental rights.
- Lawyers in [country] represent their clients' interests optimally.
- Lawyers in [country] do a good job of advising their clients.
- You can enforce your rights in the [country] courts.
- The [country] constitutional state is committed to its citizens.
- The [country] constitutional state is there to help me.
- The judgements of the [country] courts are on the whole fair.
- You feel like you are in good hands in the [country] courts.

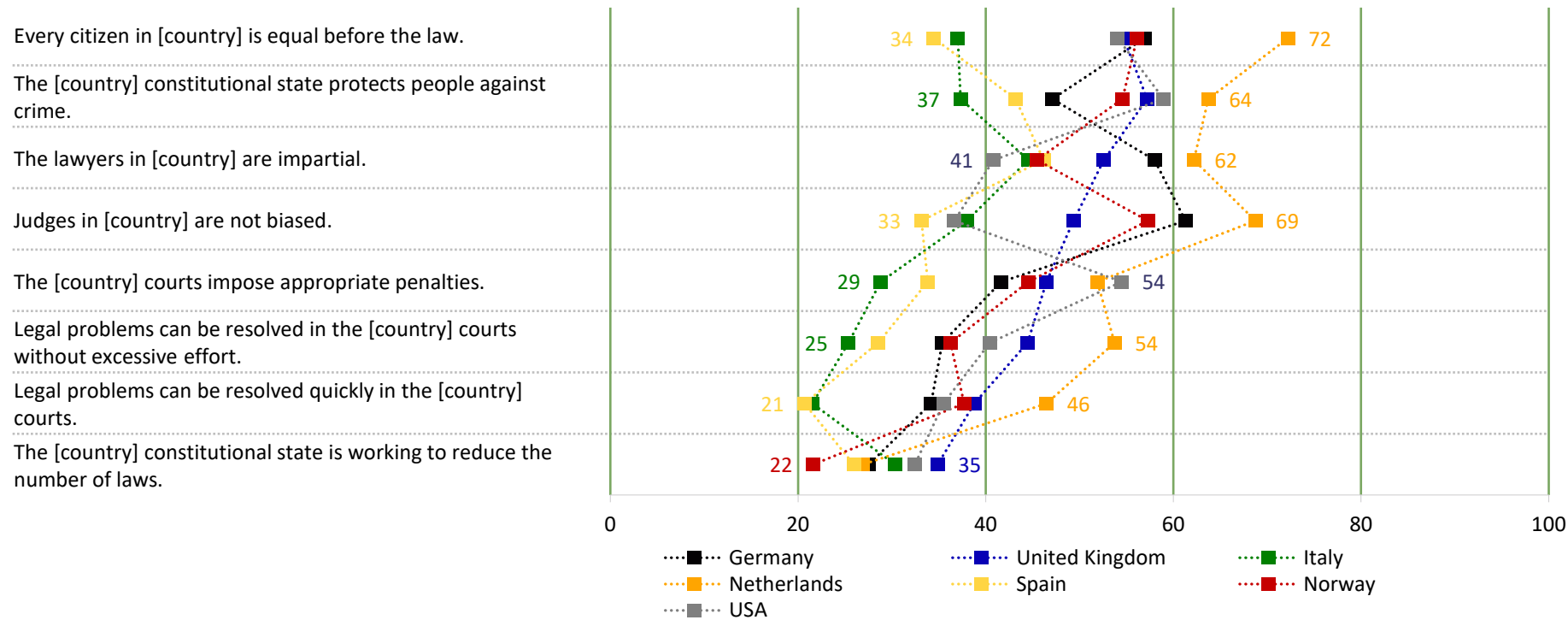


Question: Please tell us the extent to which you agree with the following statements about the rule of law in [country],  
Scale from 1 Strongly agree to 4 Strongly disagree,  $n_{min} = 1.000$  (Norway),  $n_{max} = 1.101$  (United Kingdom), <sup>1</sup>weighted

# Perception of “equality before the law” differs most among the countries.



## Statements about the rule of law 2/2 (Top 2 in %)<sup>1</sup>

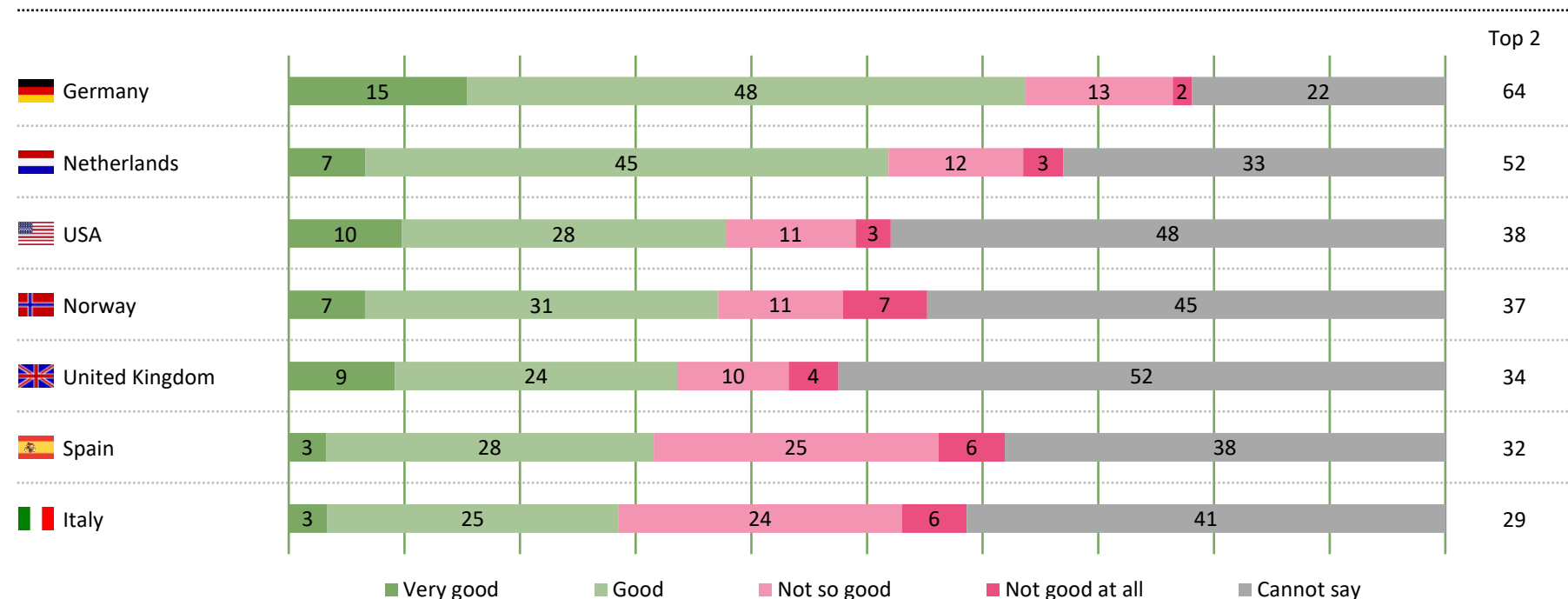


Question: Please tell us the extent to which you agree with the following statements about the rule of law in [country],  
 Scale from 1 Strongly agree to 4 Strongly disagree,  $n_{\min} = 1.000$  (Norway),  $n_{\max} = 1.101$  (United Kingdom), <sup>1</sup>weighted

# Legal insurance is seen most positively in Germany and the Netherlands.



## General evaluation of legal insurance (in %)<sup>1</sup>

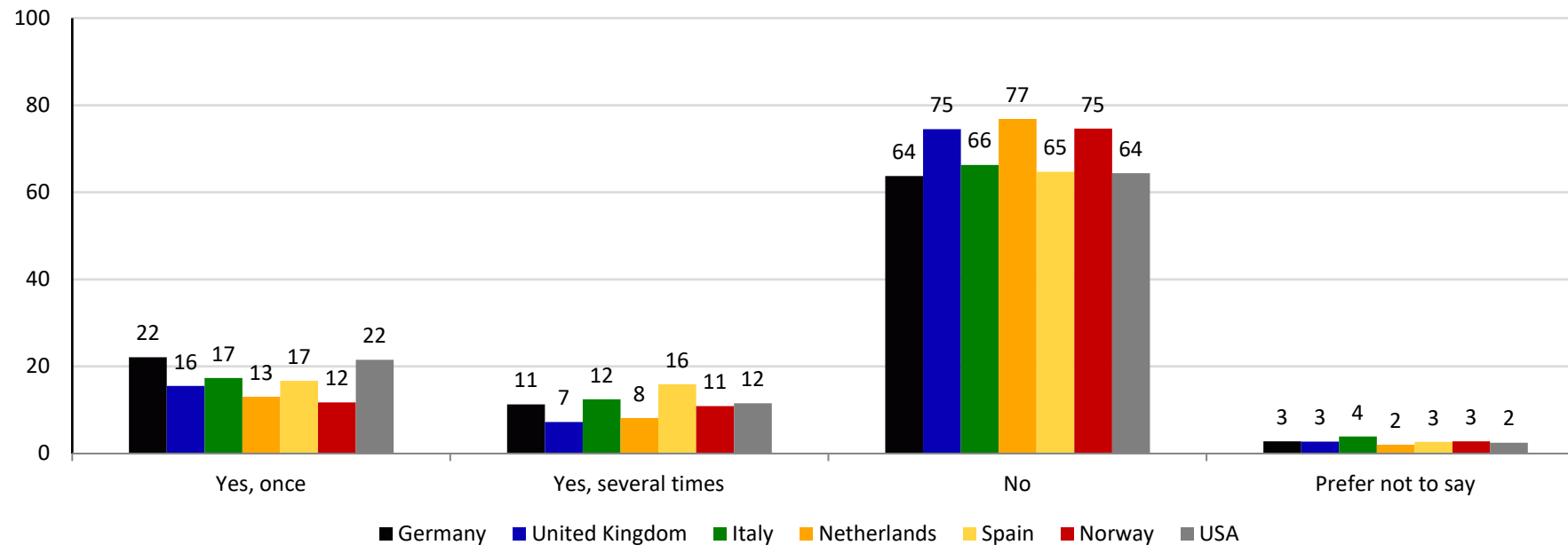


Question: How do you rate legal insurance in general?, Scale from 1 = Very good to 4 = Not good at all,  $n_{\min} = 1.000$  (Norway),  $n_{\max} = 1.101$  (United Kingdom), <sup>1</sup>weighted

# Across all countries, more than 21 % have already had legal problems in court at least once in the last 10 years.



## Legal problems in court in the last 10 years (in %)<sup>1</sup>

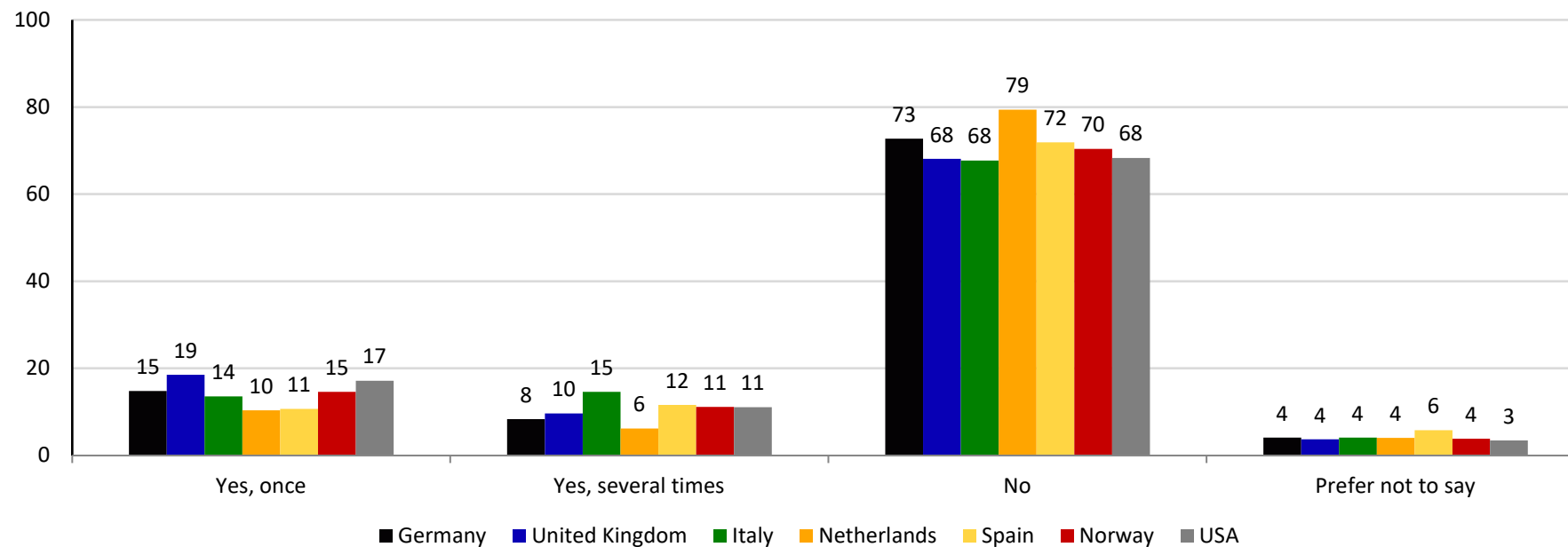


Question: Have you had a legal problem in the last 10 years, or do you currently have a legal problem that has been or is currently being resolved in court? Please think of all the legal problems, be it in labour law, traffic law, family law or criminal law, etc., Simple selection,  $n_{\min} = 1.000$  (Norway),  $n_{\max} = 1.101$  (United Kingdom), <sup>1</sup>weighted

# In the Netherlands, people are least likely to avoid court proceedings.



Avoiding court proceedings, even though you feel you are in the right (in %)<sup>1</sup>



Question: Have you ever 'given in' and avoided legal proceedings in the past even though you felt you were in the right?, Simple selection,  $n_{\min} = 1.000$  (Norway),  $n_{\max} = 1.101$  (United Kingdom), <sup>1</sup>weighted

# Cost and stress related aspects are the most common reasons for avoiding legal proceedings.



## Reasons for avoiding legal proceedings (in %)<sup>1</sup>

	Germany	United Kingdom	Italy	Netherlands	Spain	Norway	USA
High costs, e.g., for a lawyer, expert, etc.	37	52	38	38	39	37	50
Stress and emotional strain	41	43	39	37	36	29	41
Costs of legal dispute higher than the benefits	35	49	32	36	29	30	41
Uncertainty about the outcome	30	42	30	24	29	27	37
Time-consuming	31	37	24	32	32	20	44
Was anxious/stressed of going to court	25	35	17	13	17	21	37
Family/friends advised me against it	15	25	16	12	14	13	21
Maintaining the good terms of amity	9	21	12	8	11	14	24
Confidentiality of private/business information	14	19	12	13	10	12	17
Keeping the problem secret	13	14	14	8	15	11	19
Didn't find the right lawyer	10	18	7	5	9	14	16
My reason is not listed above	6	4	4	8	5	11	4

### Good to know



Base of the question:  
Participants who have avoided legal proceedings.

Question: For what reasons have you decided to avoid legal proceedings?, Multiple punch, Base: Participants who have avoided legal proceedings,  $n_{\min} = 178$  (Netherlands),  $n_{\max} = 311$  (United Kingdom), <sup>1</sup>weighted



# Lawyers are the most common point of contact for legal problems, except in the Netherlands.



## Contact point for seeking help with legal problems (in %)<sup>1</sup>

	Germany	United Kingdom	Italy	Netherlands	Spain	Norway	USA
Lawyers	57	52	63	33	61	44	73
Organisations, e.g., consumer protection, tenants' association, trade union	32	38	33	37	20	40	23
Family members, friends, acquaintances	30	36	19	41	27	30	35
Legal insurance	37	18	17	48	13	21	16
Other people who have a similar problem	12	14	10	13	12	12	17
Court office	9	12	5	4	13	9	13
On social media, e.g., in forums of people with similar problems	9	12	5	7	6	8	11
None of the above	7	8	11	7	8	11	5

Question: Who would you most likely seek help from if you had a legal problem?, allow up to 3 answers,  $n_{\min} = 1.000$  (Norway),  $n_{\max} = 1.101$  (United Kingdom), <sup>1</sup>weighted